


GRADE 2 LEVERSETS



Cortland Lever Design

LC2600 SERIES

Standard-Duty Cylindrical Grade 2 Leversets

Standard Features

- **Certification:** ANSI A156.2, Series 4000, Grade 2, 400,000 cycles, ANSI A117.1 accessibility (ADA) code, UL listed for 3 hour fire door.
- **Chassis:** Cylindrical, steel-coated w/zinc dichronate (corrosion resistance)
- **Lever:** Nonhanded
- **Latch:** 1-1/8" x 2-1/4" square corner faceplate, 3/4" housing, 1/2" throw (Stainless Steel)
- **Thru-bolts:** Removable
- **Backset:** 2-3/4"
- **Door Range:** 1-3/8" to 2"
- **Strike:** Square corner 1-1/4" x 4-7/8" ANSI ASA Strike
- **Door Preparation:** 2-1/8" diameter for bore, 1" diameter latch bore. Fits standard 161 door prep
- **Cylinder:** Available with Schlage C 6-pin (SCC) keyway or SFIC prep (less core). 2 nickel silver keys per lock
- **Warranty:** One year manufacturer's limited warranty


GRADE 2 LEVERSETS

LC2600 SERIES

Standard-Duty Cylindrical Grade 2 Leversets

2-3/4" BACKSET Schlage C Keyway

ORDER #	ITEM #	FUNCTION
864-1010	LC2675 R CTL 26D	Passage
864-1040	LC2676 R CTL 26D	Privacy
864-1050	LC2681 R CTL 26D	Entry
864-1070	LC2684 R CTL 26D	Classroom
864-1080	LC2686 R CTL 26D	Storeroom
864-1090	LC2687 R CTL 26D	Institution
864-5010	LC2675 R CTL 10B	Passage
864-5040	LC2676 R CTL 10B	Privacy
864-5050	LC2681 R CTL 10B	Entry
864-5070	LC2684 R CTL 10B	Classroom
864-5080	LC2686 R CTL 10B	Storeroom
864-1015	LC2675 R CTL US3	Passage
864-1045	LC2676 R CTL US3	Privacy
864-1055	LC2681 R CTL US3	Entry
864-1085	LC2686 R CTL US3	Storeroom



2-3/8" BACKSET Schlage C Keyway

ORDER #	ITEM #	FUNCTION
864-1011	LC2675 R CTL 26D	Passage
864-1041	LC2676 R CTL 26D	Privacy
864-1051	LC2681 R CTL 26D	Entry
864-1081	LC2686 R CTL 26D	Storeroom


SFIC PREP 2-3/4" Backset, Less Core

ORDER #	ITEM #	FUNCTION
864-6051	LC2681 CTL 26D SFIC	Entry
864-6071	LC2684 CTL 26D SFIC	Classroom
864-6081	LC2686 CTL 26D SFIC	Storeroom

LC2600 SERIES Clutch Leversets

Grade 2 Commercial Standard Duty

ORDER #	ITEM #	FUNCTION
864-3050	LC2681 CTL FW 26D 234 A SCC	Entry
864-3070	LC2676 R CTL FW 26D 234 KD	Classroom
864-3080	LC2686 R CTL FW 26D 234 KD	Storeroom



2600 SERIES Latches

ORDER #	ITEM #	BACKSET
864-0238	CL101974 Latch Gr2 Cyl 238 GRD 32D Deadlatch	2-3/8"
864-1238	CL10216 Latch Gr2 Cyl 238 UNG 32D Plain Latch	2-3/8"
864-0038	CL100375 26D Plain Latch	2-3/8"
864-0234	CLA10213 Latch Gr2 Cyl 234 GRD 32D Deadlatch	2-3/4"
864-1234	CL100214 Latch Gr2 Cyl 234 UNG 32D Plain Latch	2-3/4"

